

Preview of STS Scorecard - data has been redacted with the exception of the commuting data on page 9.

Pillar 1 - Net Zero

Total Emissions - All Scopes Summary

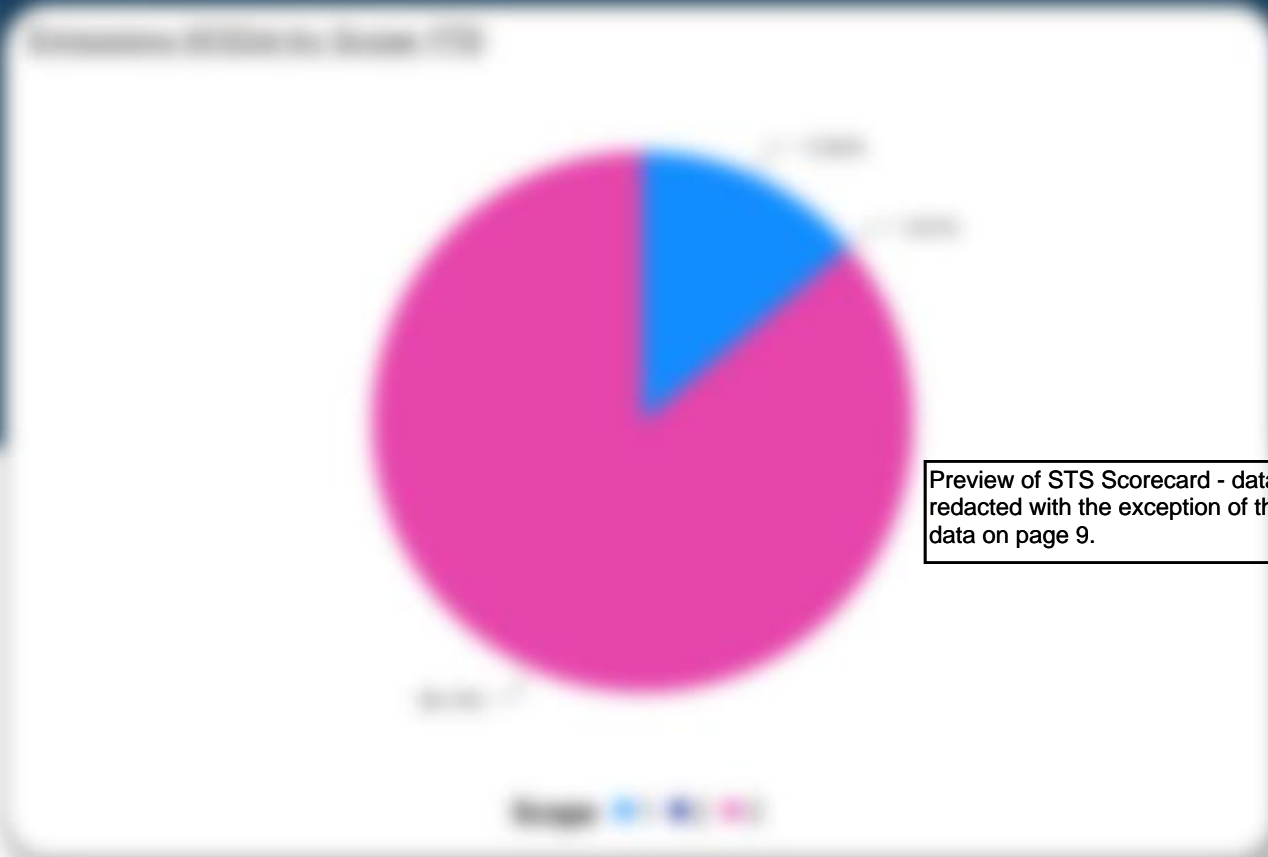
Sustainability@stservices.co.uk

SEVERN TRENT
SERVICES

a part of

SEVERN
TRENT

Total Emissions - All Scopes Summary



Preview of STS Scorecard - data has been redacted with the exception of the commuting data on page 9.

Information regarding the scope of the emissions data is provided in the following table. This information is provided for informational purposes only and does not constitute a guarantee, warranty, or representation of any kind. The data is subject to change without notice and is provided as is.



Scope	Category	Value
Scope 1	Commuting	1000
Scope 2	Electricity	2000
Scope 3	Business Travel	500

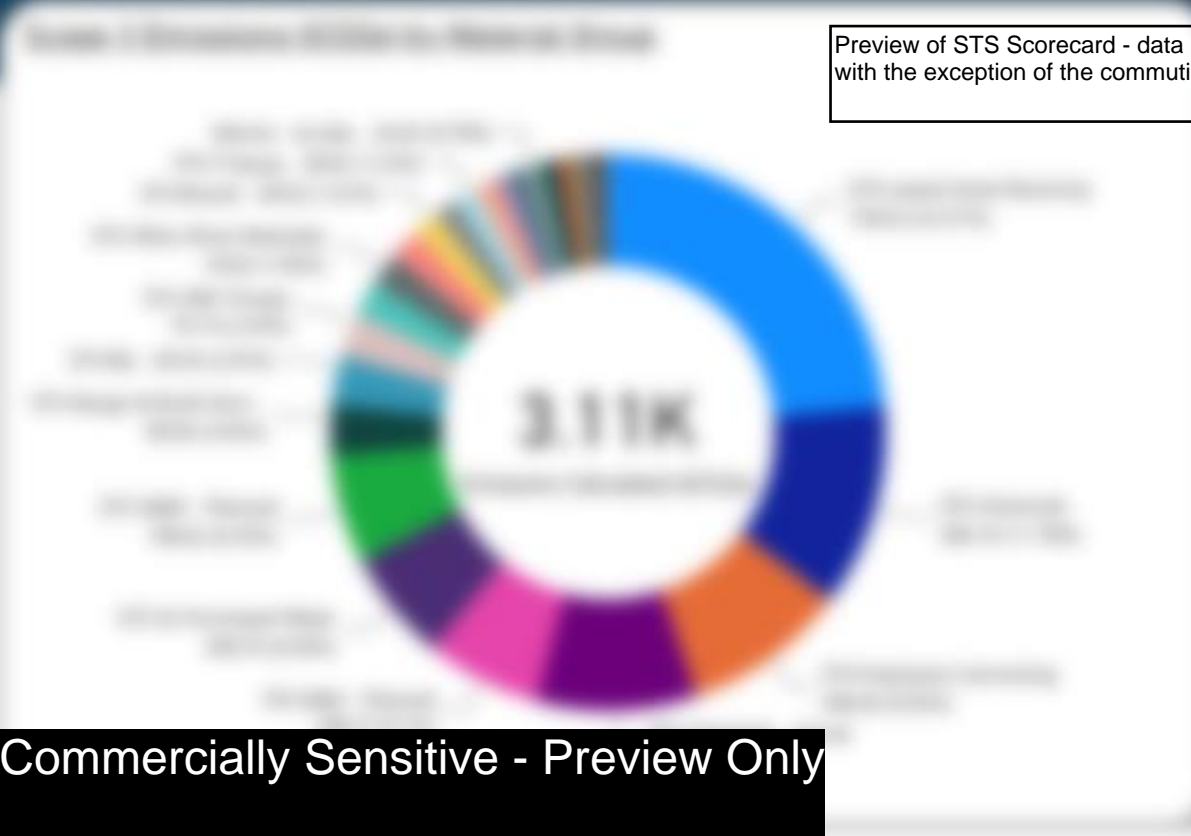
3.61K
Total Emissions

Total Emissions - Scope 3

2023 - 2024

31 June 2024

2023



Preview of STS Scorecard - data has been redacted with the exception of the commuting data on page 9.




Category	Value
1. Business travel	1000
2. Employee commuting	1000
3. Business flights	1000
4. Business hotels	1000
5. Business cars	1000
6. Business taxis	1000
7. Business trains	1000
8. Business planes	1000
9. Business ships	1000
10. Business boats	1000
11. Business ferries	1000
12. Business buses	1000
13. Business trucks	1000
14. Business vans	1000
15. Business cars	1000
16. Business taxis	1000
17. Business trains	1000
18. Business planes	1000
19. Business ships	1000
20. Business boats	1000
21. Business ferries	1000
22. Business buses	1000
23. Business trucks	1000
24. Business vans	1000
25. Business cars	1000
26. Business taxis	1000
27. Business trains	1000
28. Business planes	1000
29. Business ships	1000
30. Business boats	1000
31. Business ferries	1000
32. Business buses	1000
33. Business trucks	1000
34. Business vans	1000
35. Business cars	1000
36. Business taxis	1000
37. Business trains	1000
38. Business planes	1000
39. Business ships	1000
40. Business boats	1000
41. Business ferries	1000
42. Business buses	1000
43. Business trucks	1000
44. Business vans	1000
45. Business cars	1000
46. Business taxis	1000
47. Business trains	1000
48. Business planes	1000
49. Business ships	1000
50. Business boats	1000
51. Business ferries	1000
52. Business buses	1000
53. Business trucks	1000
54. Business vans	1000
55. Business cars	1000
56. Business taxis	1000
57. Business trains	1000
58. Business planes	1000
59. Business ships	1000
60. Business boats	1000
61. Business ferries	1000
62. Business buses	1000
63. Business trucks	1000
64. Business vans	1000
65. Business cars	1000
66. Business taxis	1000
67. Business trains	1000
68. Business planes	1000
69. Business ships	1000
70. Business boats	1000
71. Business ferries	1000
72. Business buses	1000
73. Business trucks	1000
74. Business vans	1000
75. Business cars	1000
76. Business taxis	1000
77. Business trains	1000
78. Business planes	1000
79. Business ships	1000
80. Business boats	1000
81. Business ferries	1000
82. Business buses	1000
83. Business trucks	1000
84. Business vans	1000
85. Business cars	1000
86. Business taxis	1000
87. Business trains	1000
88. Business planes	1000
89. Business ships	1000
90. Business boats	1000
91. Business ferries	1000
92. Business buses	1000
93. Business trucks	1000
94. Business vans	1000
95. Business cars	1000
96. Business taxis	1000
97. Business trains	1000
98. Business planes	1000
99. Business ships	1000
100. Business boats	1000

Commercially Sensitive - Preview Only

Preview of STS Scorecard - data has been redacted with the exception of the commuting data on page 9.

STS Sustainability Scorecard

Pillar 1 - Water - All STS



Sustainability@stservices.co.uk

SEVERN TRENT
SERVICES

a part of

SEVERN
TRENT

Pillar 1 - Water - Abstraction Data

Home Overview News Summary

Total Abstractions
25

Abstractions with a
Risk Rating
4

FY2024/2025




Commercially Sensitive - Preview Only

Preview of STS Scorecard - data has been redacted with the exception of the commuting data on page 9.

STS Sustainability Scorecard

Pillar 1 - Net Zero - Chemicals - All STS



Sustainability@stservices.co.uk

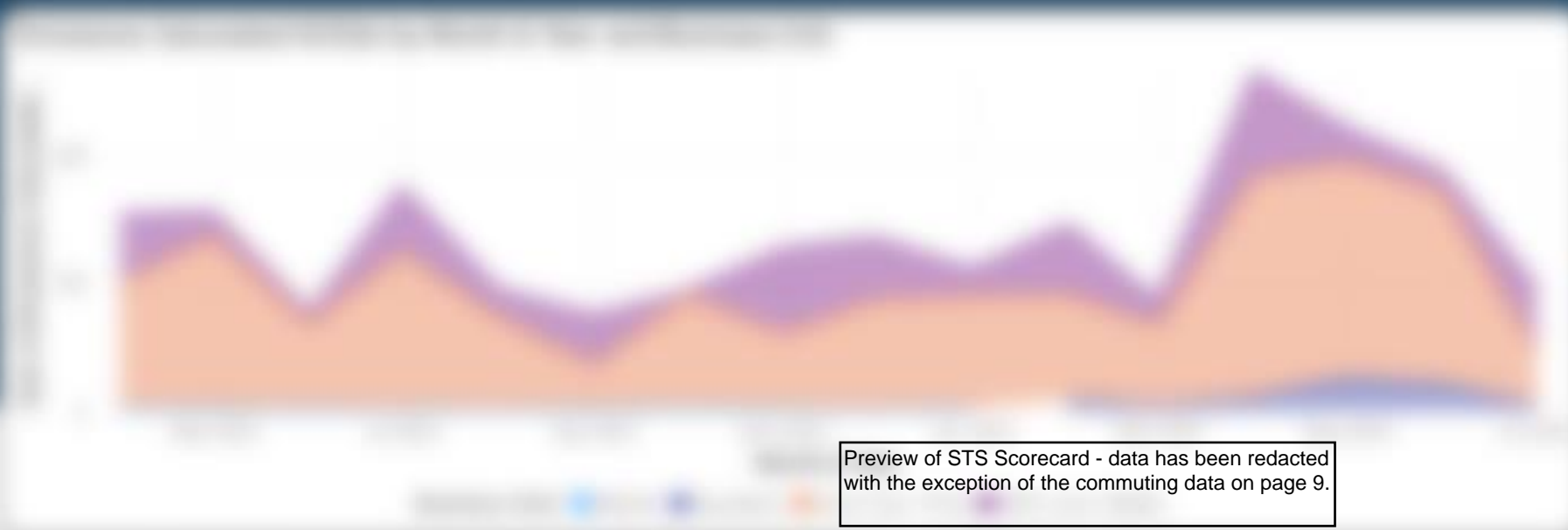
SEVERN TRENT
SERVICES

a part of

SEVERN
TRENT



7/20/2023



770.70

Preview of STS Scorecard - data has been redacted with the exception of the commuting data on page 9.




6471.06K

6471.06K

Preview of STS Scorecard - data has been redacted with the exception of the commuting data on page 9.

STS Sustainability Scorecard

Pillar 1 - Commuting, Homeworking & Business Travel



Sustainability@stservices.co.uk

SEVERN TRENT
SERVICES

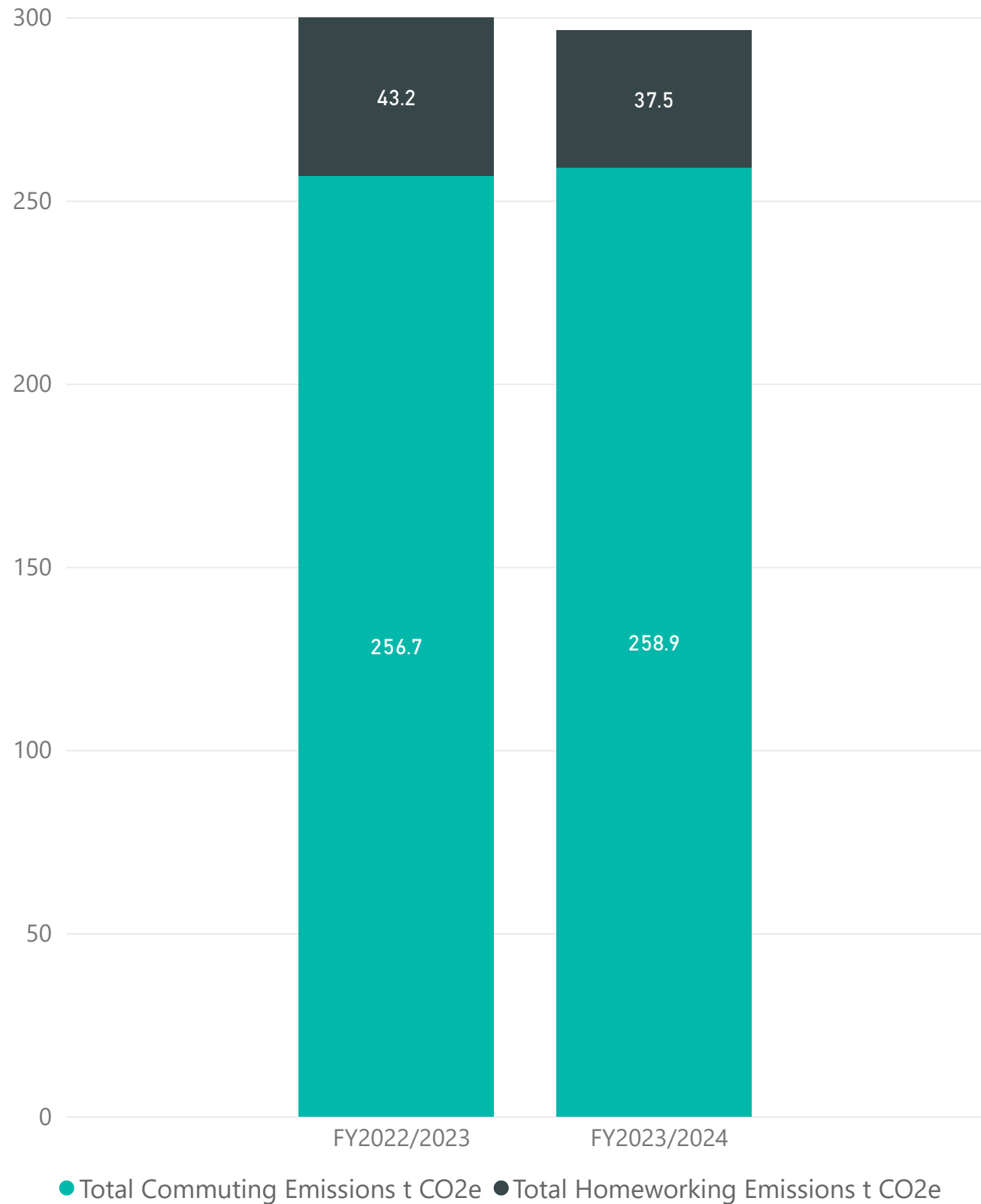
a part of

SEVERN
TRENT

Pillar 1 - Net Zero - Commuting & Homeworking

All STS

Carbon Emissions Employee Commuting & Homeworking (tCO2e)



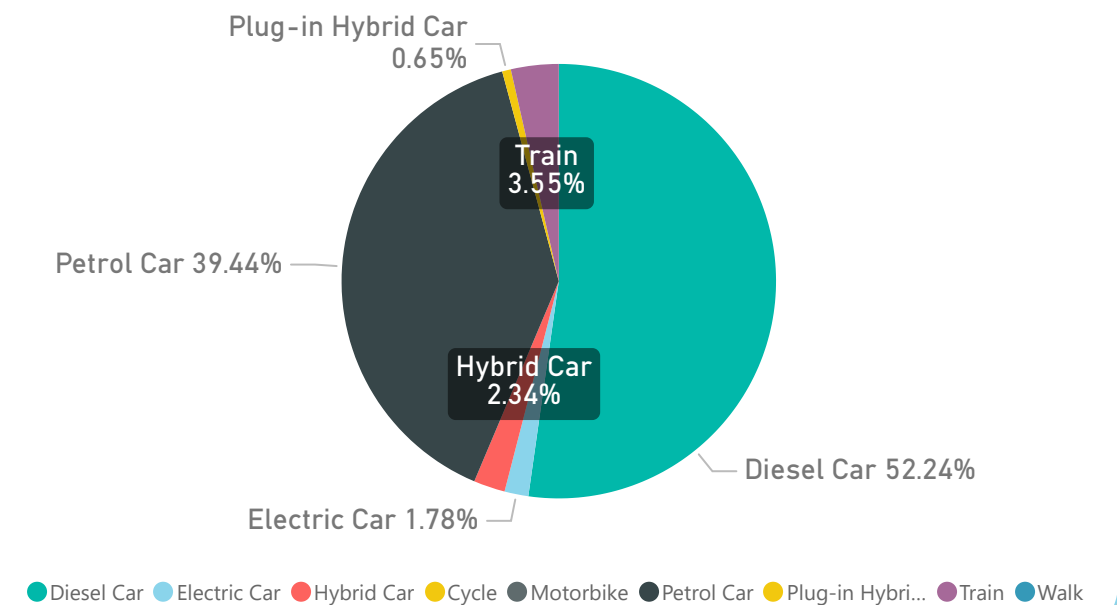
Scope of Emissions

3

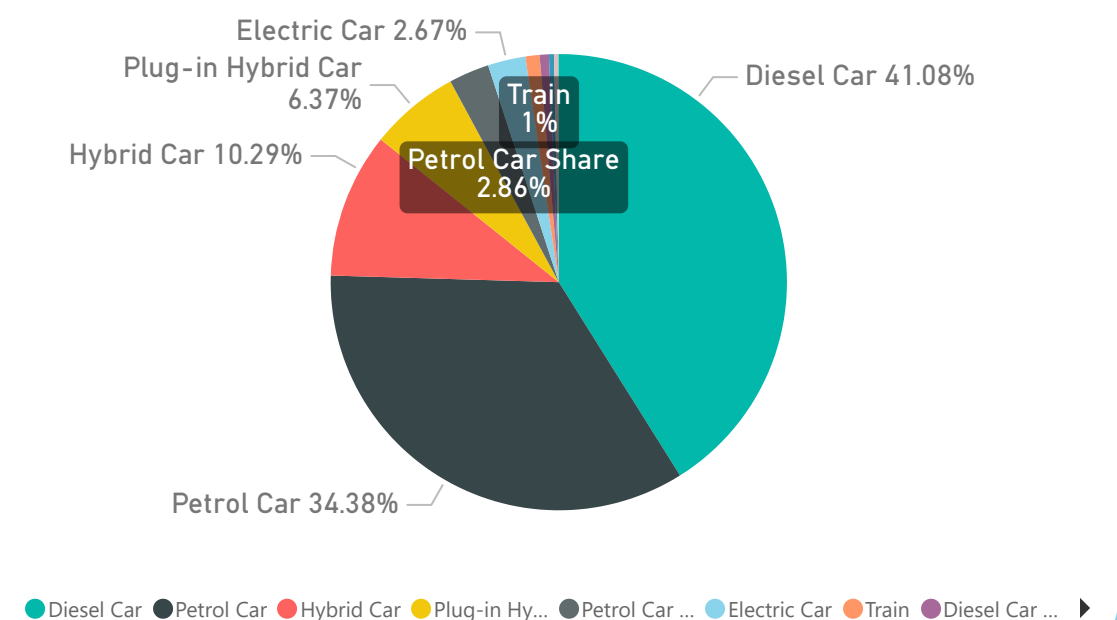
Scope 3 emissions category

7 - Employee Commuting

FY22/23 Carbon Emissions Employee Commuting Type (kg CO2e)



FY23/24 Carbon Emissions Employee Commuting Type (kg CO2e)



Preview of STS Scorecard - data has been redacted with the exception of the commuting data on page 9.

STS Sustainability Scorecard

Pillar 2 - Decarbonising our Fleet - All STS

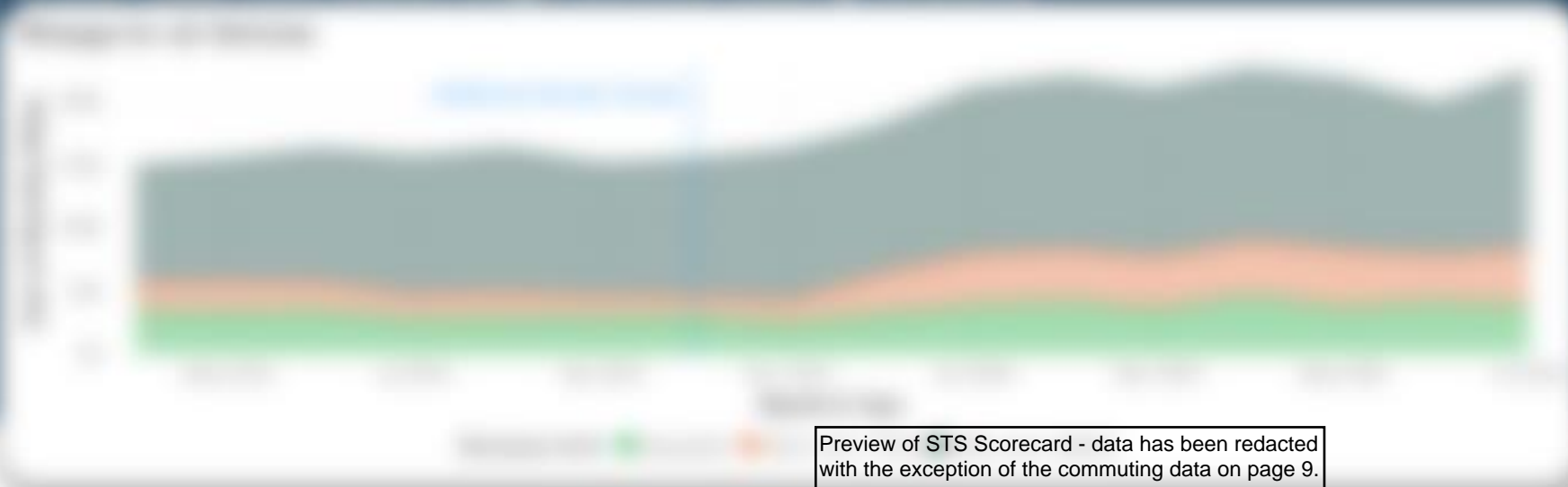
SEVERN TRENT
SERVICES

a part of

SEVERN
TRENT

Figure 2: Operating Cost Breakdown

Operating Cost Breakdown (in \$MM)



Preview of STS Scorecard - data has been redacted with the exception of the commuting data on page 9.



855.81K

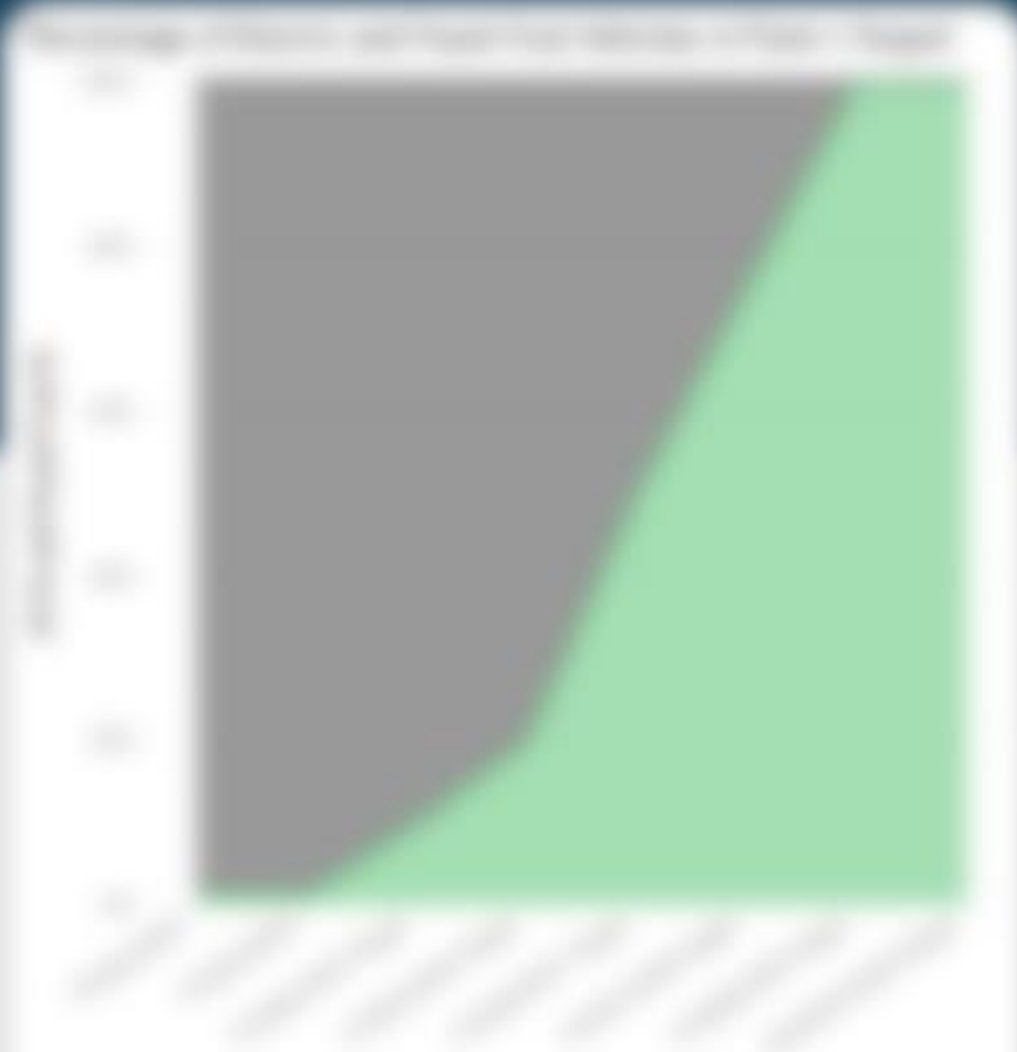
2

279.30

Operating Cost Breakdown (in \$MM)

Commercially Sensitive - Preview Only

10/20/2018



Preview of STS Scorecard - data has been redacted with the exception of the commuting data on page 9.

Commercially Sensitive - Preview Only

Preview of STS Scorecard - data has been redacted with the exception of the commuting data on page 9.

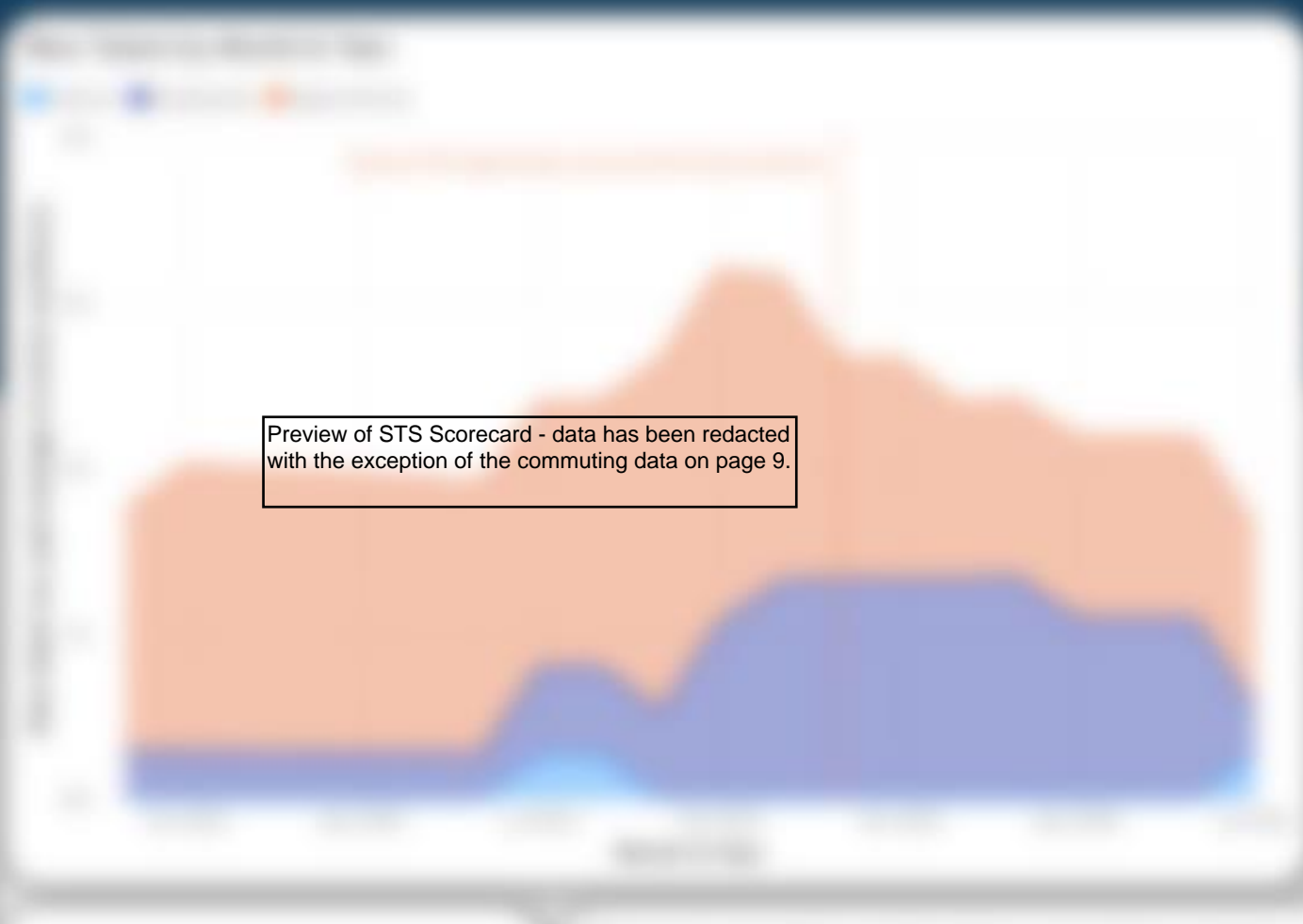
STS Sustainability Scorecard

Pillar 3 - Social Value - All STS

SEVERN TRENT
SERVICES

a part of

SEVERN
TRENT



Preview of STS Scorecard - data has been redacted with the exception of the commuting data on page 9.

Three vertically stacked white boxes, each containing a small circular icon and some illegible text. These boxes are located on the right side of the dashboard.

Commercially Sensitive - Preview Only



Preview of STS Scorecard - data has been redacted with the exception of the commuting data on page 9.



20.11%

9.92%

64.74%

94.49%

Commercially Sensitive - Preview Only

Preview of STS Scorecard - data has been redacted with the exception of the commuting data on page 9.

STS Sustainability Scorecard

Pillar 4 - Our Communities - All STS

SEVERN TRENT
SERVICES

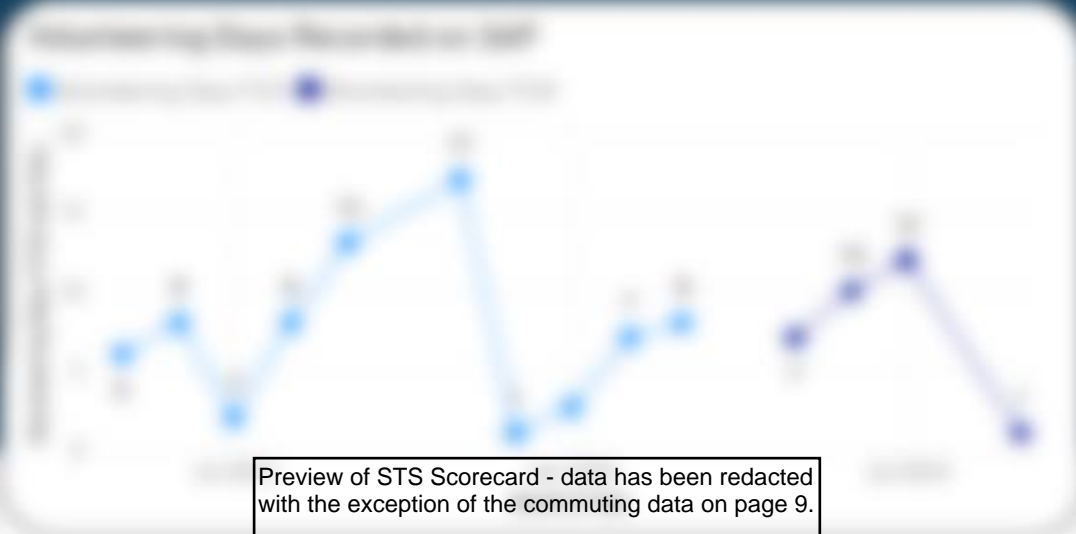
a part of

SEVERN
TRENT

Pillar 4 - Our Communities - Volunteering

Volunteering by Business Size

Business Size	Volunteering Hours
Small Business	1000
Medium Business	2000
Large Business	3000



Volunteering by Department

Department	Volunteering Hours
Department A	1000
Department B	2000
Department C	3000
Department D	4000
Department E	5000



Preview of STS Scorecard - data has been redacted with the exception of the commuting data on page 9.

9.79%

73

4.12%

30

Commercially Sensitive - Preview Only